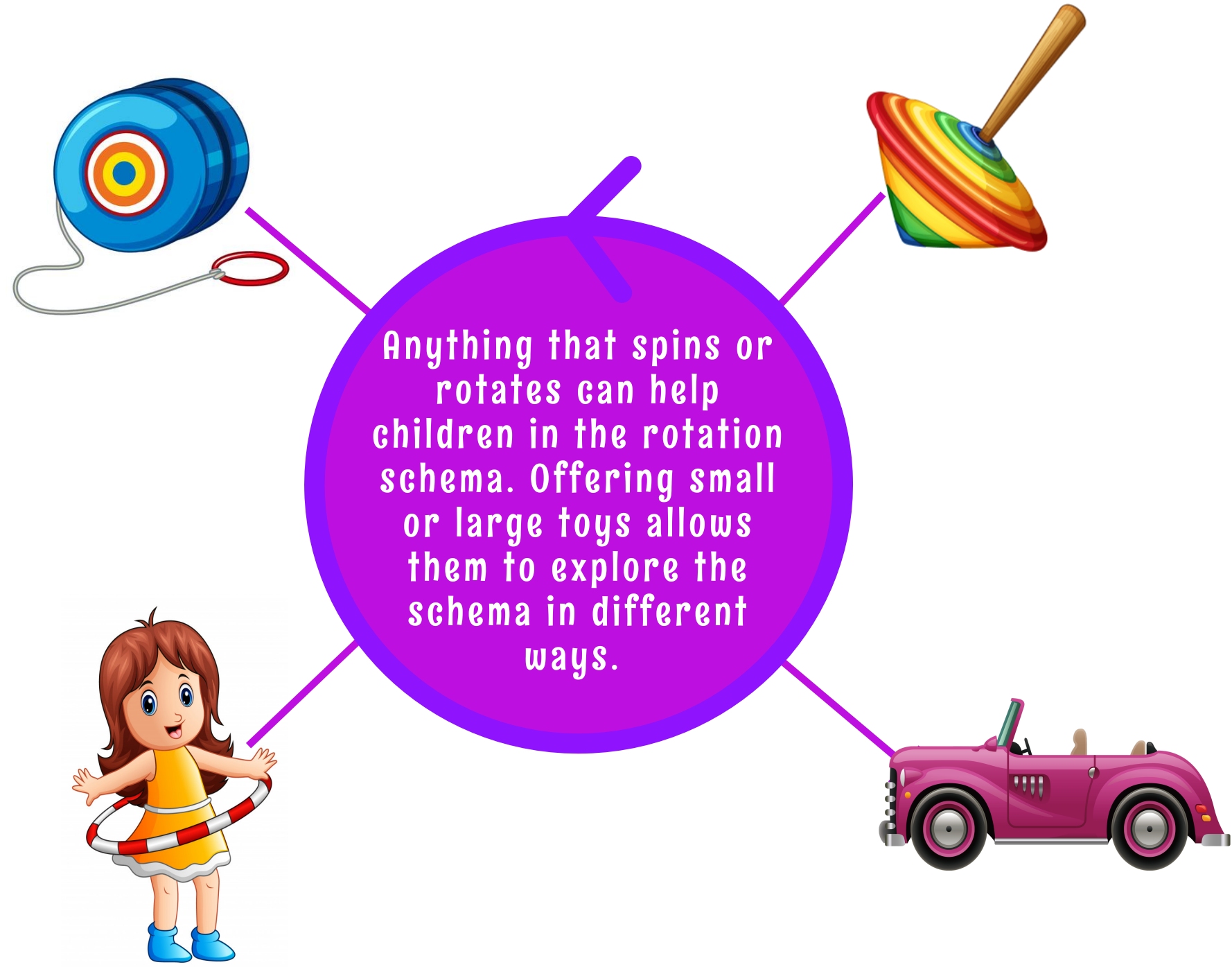
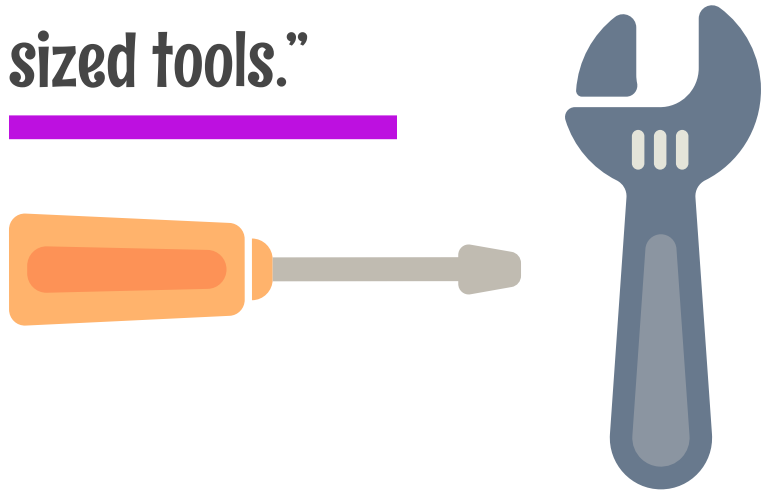


# ROTATION

Children interested in the rotation schema like to turn and observe things that spin. Offering children small objects like nuts and bolts allow for fine motor development. Some children like to explore rotation by physically spinning around until dizzy. These sensations teach them about the body and how our body reacts to different movements.



“With careful supervision tools can be great for children to explore rotation. You can even get real child sized tools.”



Children can explore the rotation schema by observation. Watching things turn and go round and round can be fascinating to them.




Marbles and gears can help children explore rotation and watching how circular objects interact with each other.

If your child is working in the rotation schema taking them to a theme park can be a great way for them to experience large scale rotation machines.



Rotation is one of the less messy schemas. Children may enjoy playing with machines at home, like the washing machine, turning the dials. Also they can turn on the taps (if they are the rotation taps). This can be dangerous with the hot water tap.



A horizontal strip of ten small infographic cards, each representing a different play schema: POSITIONING, TRAJECTORY, ENCLOSING, ENVELOPING, ORIENTATION, TRANSPORTING, CONNECTION, and TRANSFORMING. Each card includes a title, a brief description, and small illustrative icons.